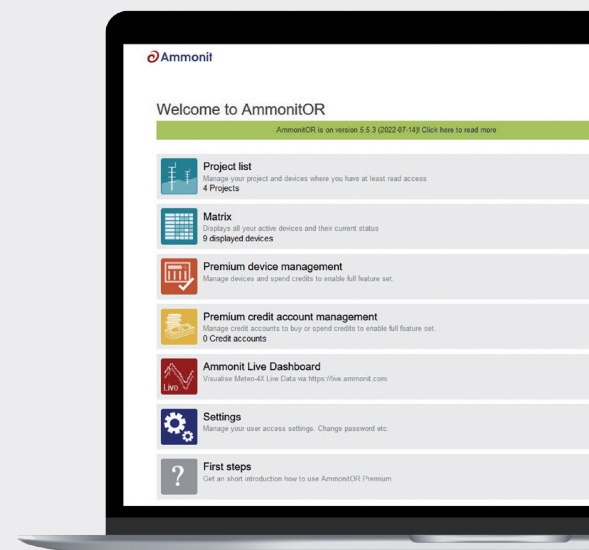
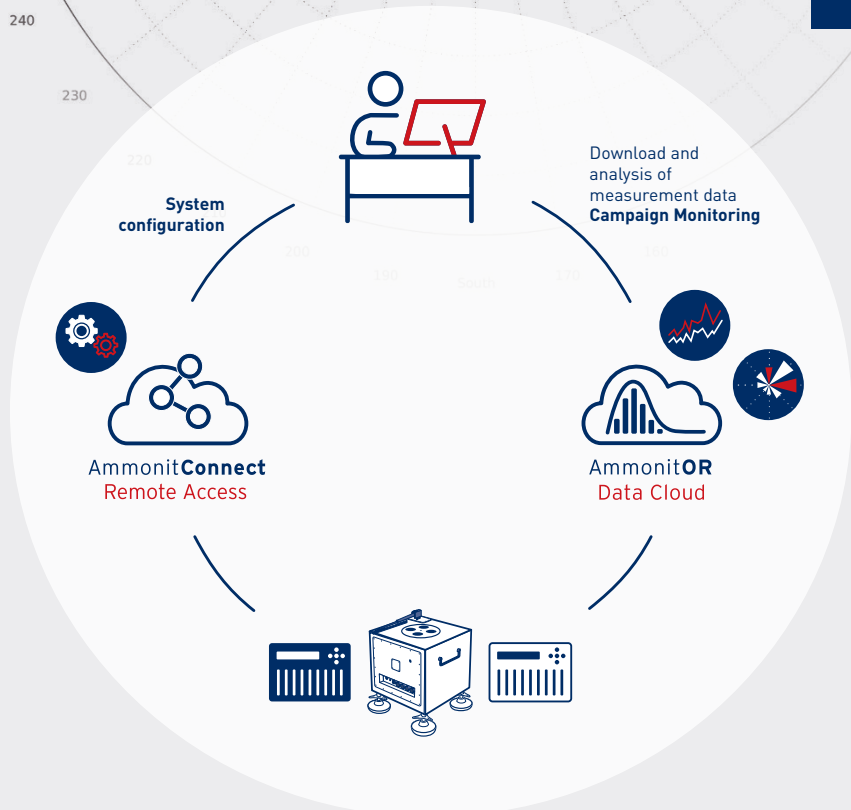
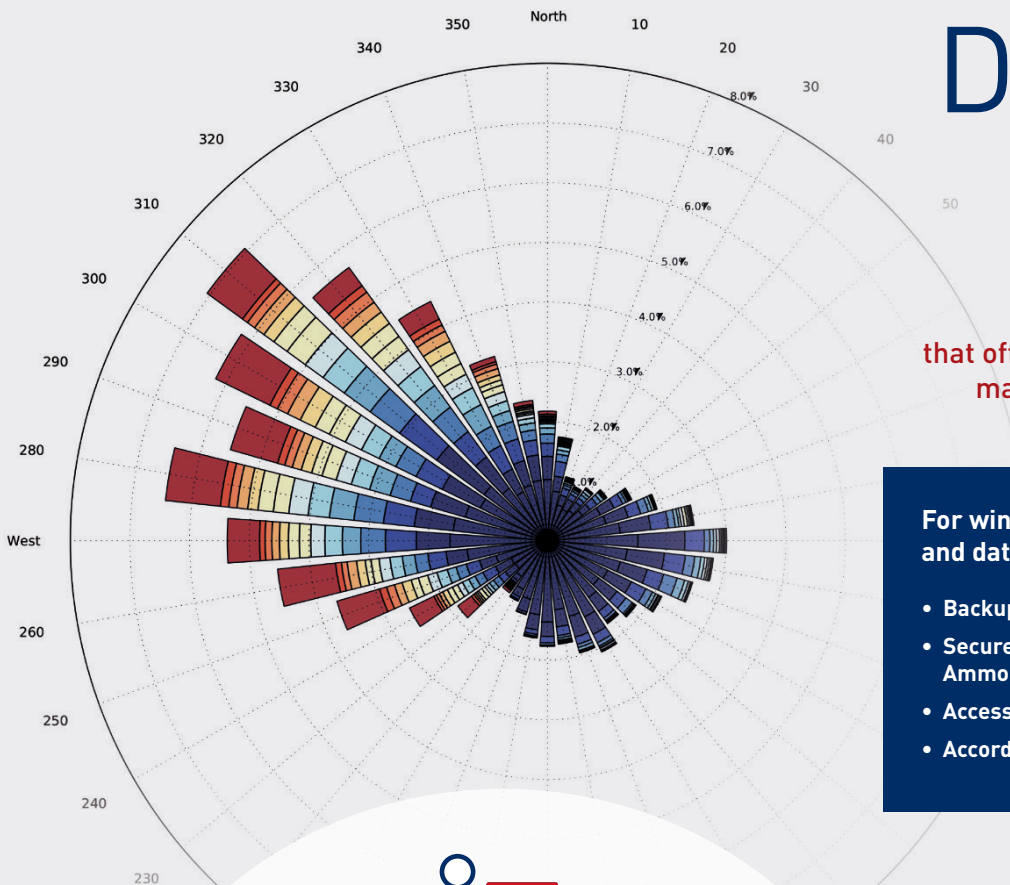


AmmonitOR Datacloud

AmmonitOR is our web application that offers you all features to monitor and maintain your measurement projects.

For wind and solar site owners, installers, and data analysts

- Backup system: Data is stored on a separate server
- Secure data reception from all your different devices: Ammonit data loggers, LIDAR devices and many more
- Accessible via web browser (location independent)
- According to IEC 61400-12-1:2017 and MEASNET





Monitoring

Data completeness	Filters	Alarms
-------------------	---------	--------

Data Inspection

Visual tools, like plots and tables		
-------------------------------------	--	--

Documentation

Automatic generation of PDF reports	Journal and logbook	
-------------------------------------	---------------------	--

Archiving

Backup of data	Export of data in different file formats, e.g., CSV, XLS	API to call up data for third party applications
----------------	--	--

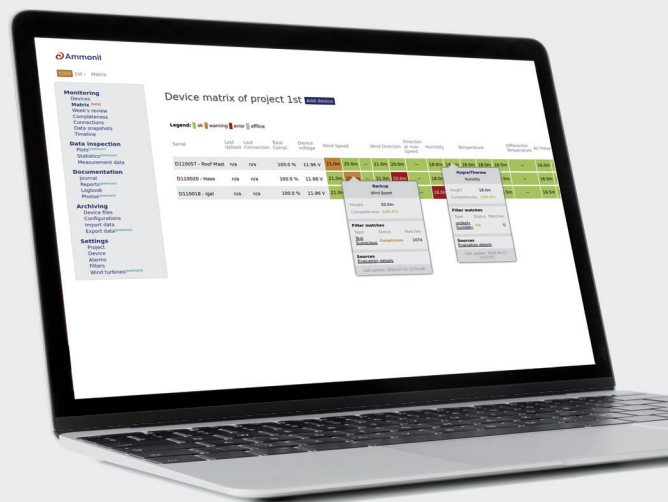
Data Security

HTTPS connection	Sessions with SSL protocol	SCP transmission of data
Digital signature and encryption for data export files	End-to-end encrypted connection for file downloads	

For free access to AmmonitOR, please register: <https://or.ammonit.com/access/login/>

Right from your office desk:

1. Is your measurement system working properly?
2. Configure filters and alerts
3. Inspect your data to detect suspicious measurement
4. Create plots: comparisons, time variations and turbulence analysis
5. Zoom into details with dynamic plots



Basic monitoring features are free.

Premium features

require credits - per device and month.

- plots for visual data analysis
- statistics
- photos for documentation
- PDF reports
- certain data export file formats



Contact us:
T +49/30 600 31 88-0
E sales@ammonit.com

Ammonit Measurement GmbH
Wrangelstrasse 100 | D-10997 Berlin
www.ammonit.com

